




























**The
Catering
Factory**

Table Matrix

How to use the Table Matrix:

1. At the top of the matrix, locate the table size you will be using.
2. Then follow down the column until you locate the desired effect you want the linen to produce.
3. Staying in the proper column, move across to the far left side of the matrix.
4. You have now located the linen size to order for the desired table and effect you want.

| TABLE SIZE  |  |  |  |  |  |  |  | 8' x 2-1/2' | 6' x 2-1/2' | 4' x 2-1/2' |
|---|---|---|---|---|---|--|---|--------------------------------|--------------------------------|--------------------------------|
| LINEN SIZE  | 72" ROUND | 66" ROUND | 60" ROUND | 48" ROUND | 36" HIGHBOY | 30" HIGHBOY | 30" COCKTAIL | 8' BANQUET | 6' BANQUET | 4' BANQUET |
|  72" ROUND | | 3" Drop | 6" Drop | 12" Drop | 18" Drop | 21" Drop | 21" Drop | | | |
|  90" ROUND | 9" Drop | 12" Drop | 15" Drop Half Down | 21" Drop | 27" Drop | 30" Drop | To The Floor | | | |
|  102" ROUND | 15" Drop Half Down | 18" Drop | 21" Drop | 27" Drop | 33" Drop | 36" Drop | | | | |
|  108" ROUND | 18" Drop | 21" Drop | 24" Drop | To The Floor | 36" Drop | 39" Drop | | | | |
|  120" ROUND | 24" Drop | 27" Drop | To The Floor | | 42" Drop | | | | | |
|  132" ROUND | To The Floor | | | | | | | | | |
|  8' Banquet (60" x 96") | | | | | | | | | Front & Back 15" Drop | Front & Back 15" Drop |
|  10' Banquet (60" x 120") | | | | | | | | Front & Back 15" Drop | Front & Back 15" Drop | |
|  12' Banquet (72" x 144") | | | | | | | | Front & Back 21" Drop | | |
|  4' Table Drape (90" x 108") | | | | | | | | | | To The Floor |
|  6' Table Drape (90" x 132") | | | | | | | | | To The Floor | |
|  8' Table Drape (90" x 156") | | | | | | | | To The Floor | | |
|  54" x 54" Square | Top Cloth | Top Cloth | Top Cloth | Top Cloth | Top Cloth | Top Cloth | Top Cloth | Top Cloth | Top Cloth | Top Cloth |
|  72" x 72" Square | Top Cloth | Top Cloth | Top Cloth | Top Cloth | Top Cloth | Top Cloth | | Top Cloth | Top Cloth | Top Cloth |
|  84" x 84" Square | Top Cloth | Top Cloth | Top Cloth | | Top Cloth | Top Cloth | | Top Cloth | Top Cloth | Top Cloth |
|  90" x 90" Square | Top Cloth | Top Cloth | Top Cloth | | Top Cloth | Top Cloth | | Top Cloth | Top Cloth | Top Cloth |
| Table Skirting | 19' Needed | 17' Needed | 16' Needed | 13' Needed | 10' Needed | 8' Needed | | 21' All Sides 13' (3) Sides | 17' All Sides 11' (3) Sides | 13' All Sides 9' (3) Sides |
| Skirting Clips Required | 20 Clips | 18 Clips | 17 Clips | 14 Clips | 11 Clips | 9 Clips | | 22' All Sides 14' (3) Sides | 18' All Sides 12' (3) Sides | 14' All Sides 10' (3) Sides |